


Medical Imaging in Canada 2022–2023

Summary for the Northwest Territories

The Canadian Medical Imaging Inventory (CMII) collects data on advanced medical imaging equipment across Canada to help support health care decision-making. The results of the national imaging survey are published in a comprehensive *Provincial and Territorial Overview* report, and as part of a series of reports that include CT, MRI, PET-CT, PET-MRI, SPECT, and SPECT-CT. This provincial summary consolidates the Northwest Territories data from these reports. If you are a customer and require additional imaging equipment information, or are interested in participating in future surveys, contact cmii@cda-amc.ca.

Machines in Total

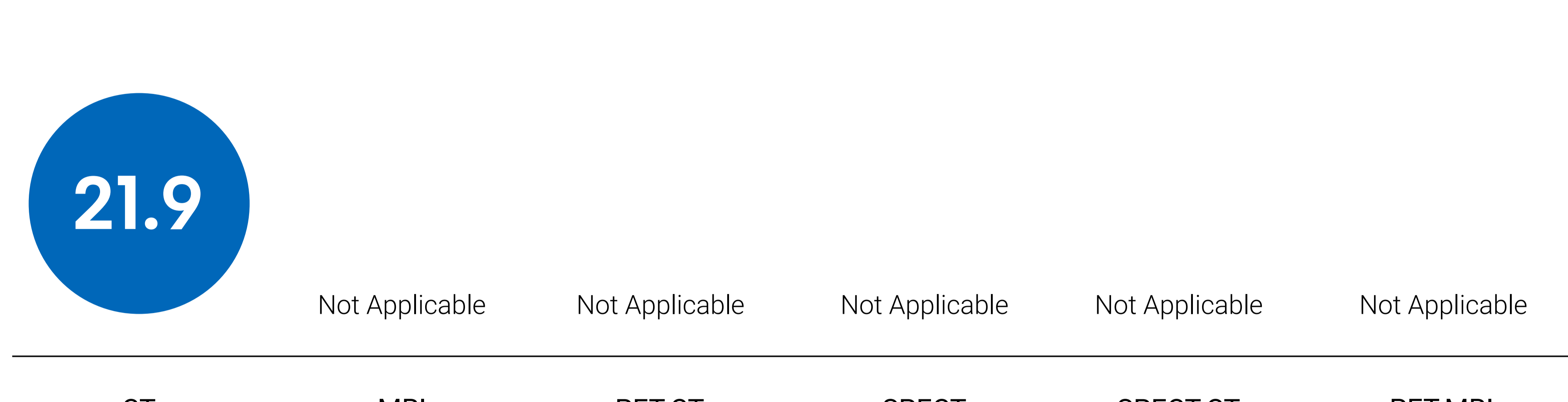
Number of Imaging Units Out of National Total for 2022–2023



Mobile Equipment


Modality	Units
CT	0
MRI	Not Applicable
PET-CT	Not Applicable
SPECT	Not Applicable
SPECT-CT	Not Applicable
PET-MRI	Not Applicable

Units per Million Population



Exams per Year

Number of Exams for Each Modality in Northwest Territories




Exams per 1,000 People

Modality	Exams per 1,000 People
CT	177.7
MRI	Not Applicable
PET-CT	Not Applicable
SPECT & SPECT-CT	Not Applicable
PET-MRI	Not Applicable

Hours of Operation

Average Hours of Operation per Week



Sites Operating 24 Hours a Day

Modality	Number of Sites
CT	0
MRI	Not Applicable
PET-CT	Not Applicable
SPECT	Not Applicable
SPECT-CT	Not Applicable
PET-MRI	Not Applicable

Sites Operating on Weekends

Modality	Number of Sites
CT	0
MRI	Not Applicable
PET-CT	Not Applicable
SPECT	Not Applicable
SPECT-CT	Not Applicable
PET-MRI	Not Applicable

Average Age of Units Across Canada (Years)

Modality	Average	Oldest	Newest
CT	8.2	23	0
MRI	8.4	23	0
PET-CT	7.2	30	0
SPECT	14.5	26	0
SPECT-CT	9.5	19	0
PET-MRI	6.7	8	5

Data Limitations

Technical information, including the age of machines, was incomplete for some sites. If the age of equipment was not available, it was excluded from the calculation of averages. Similarly, for some survey questions, a low number of responses were received by participating sites, warranting caution when interpreting the data.

Examination data supplied by jurisdictional validators in the last fiscal or calendar year were preferentially used over survey data, as not all sites reported examination data.

Additional details on the methodology used for the collection of these data are available in the *2022–2023 CMII Methods* document located on the [CMII webpage](#).



CMII National Survey Reports

For the 2022–2023 national survey, a series of reports have been published that include national and jurisdiction-level information on advanced medical imaging modalities and resources:

- [Canadian Medical Imaging Inventory 2022–2023: CT](#)
- [Canadian Medical Imaging Inventory 2022–2023: MRI](#)
- [Canadian Medical Imaging Inventory 2022–2023: PET-CT and PET-MRI](#)
- [Canadian Medical Imaging Inventory 2022–2023: SPECT and SPECT-CT](#)
- [Canadian Medical Imaging Inventory 2022–2023: Methods](#)
- [Canadian Medical Imaging Inventory 2022–2023: Provincial and Territorial Overview](#)
- [Canadian Medical Imaging Inventory 2022–2023: The Medical Imaging Team](#)

■ Disclaimer